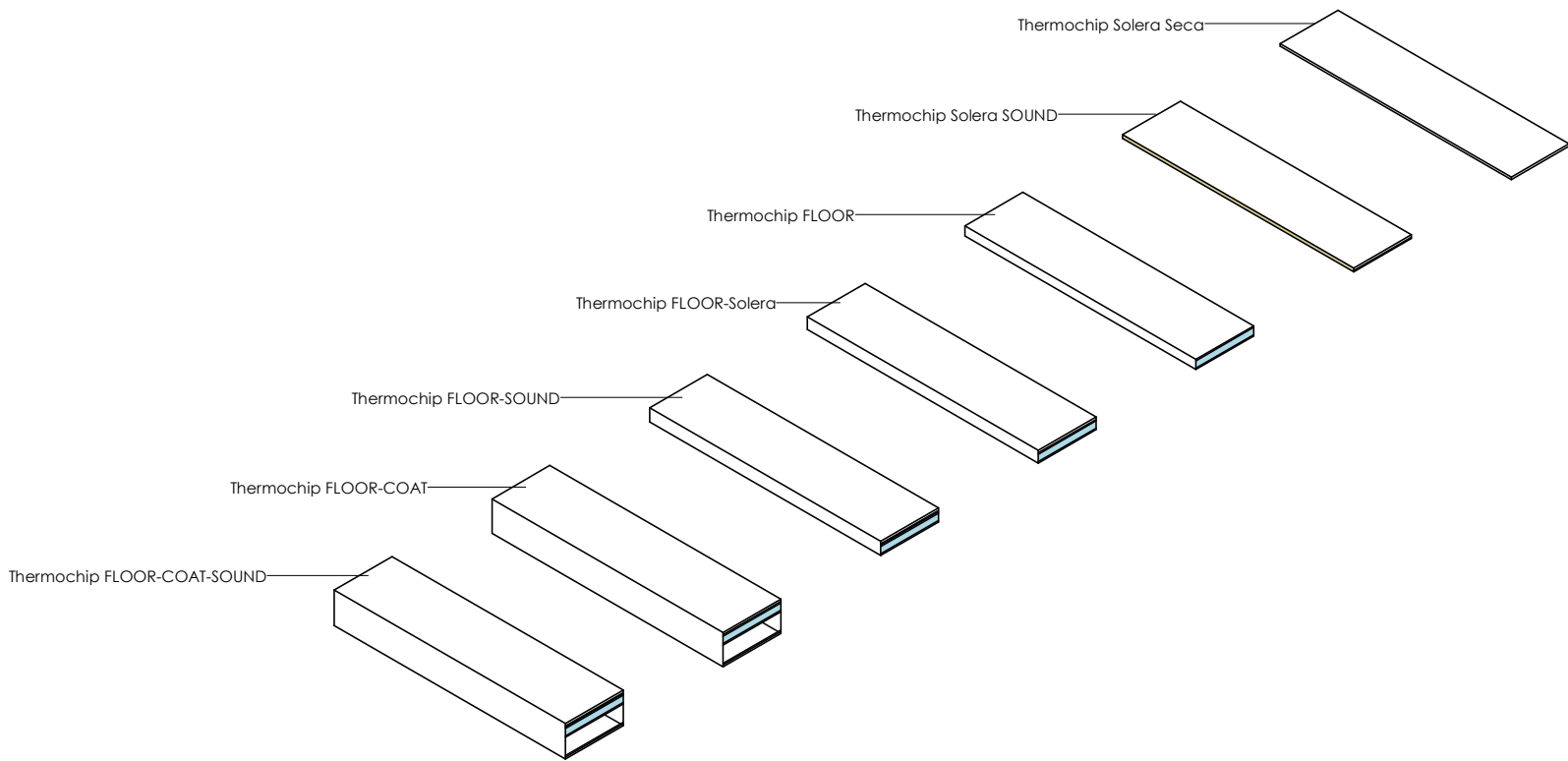


Thermochip FLOOR_Forjado interior

Tipo	Espesor (m) (sin estructura)	Transmitancia térmica (W/m2·K)	Resistencia térmica ((m2·K)/W)	Peso (kg/m2)
Thermochip Solera Seca	0.020	16.00	0.06	29.57
Thermochip Solera SOUND	0.030	10.67	0.09	31.87
Thermochip FLOOR	0.085	0.57	1.74	30.67
Thermochip FLOOR-Solera	0.105	0.55	1.81	60.24
Thermochip FLOOR-SOUND	0.110	0.54	1.84	53.87
Thermochip FLOOR-COAT	0.133	0.47	2.12	80.54
Thermochip FLOOR-COAT-SOUND	0.138	0.46	2.15	80.74



Thermochip Solera Seca



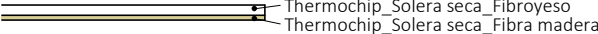
Thermochip Solera Seca



Thermochip Solera SOUND



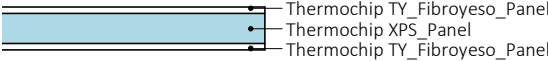
Thermochip Solera SOUND



Thermochip FLOOR



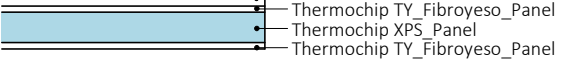
Thermochip FLOOR



Thermochip FLOOR-Solera



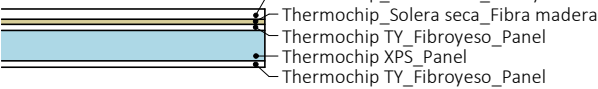
Thermochip FLOOR-Solera




Thermochip FLOOR-SOUND



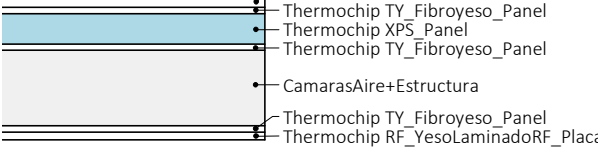
Thermochip FLOOR-SOUND



Thermochip FLOOR-COAT



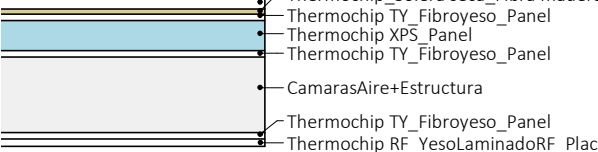
Thermochip FLOOR-COAT



Thermochip FLOOR-COAT-SOUND



Thermochip FLOOR-COAT-SOUND



Planta
1 : 50

Sección
1 : 15

Para cargar las familias a su proyecto:

- 1- Copiar y pegar directamente el objeto a su proyecto.
- 2- A través de la opción Gestionar - Transferir normas de proyecto.

Thermochip FLOOR_Forjado interior

